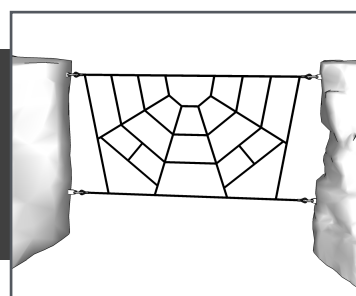


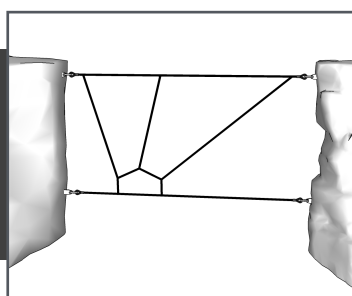


Hook your favorite Cre8Play rocks together with our Rope Links! These free moving, reinforced ropes are great climbing additions. They can be used with our Climbing Rocks or Themed Tree Posts.



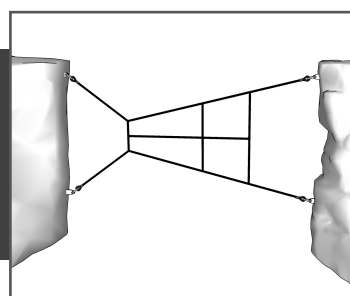
Spider Web Rope Link
8000001

L: 8'-0" x W: 0'-1" x H: 4'-0"
50 LBS



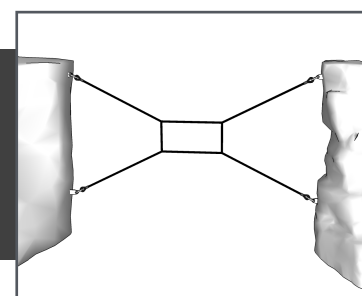
Sunburst Rope Link
8000200

L: 8'-0" x W: 0'-1" x H: 4'-0"
50 LBS



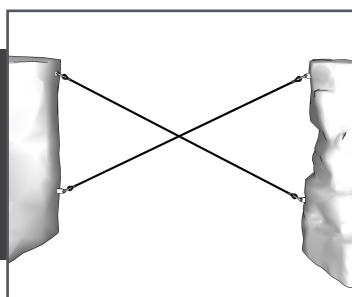
Kite Rope Link
8000201

L: 8'-0" x W: 0'-1" x H: 4'-0"
50 LBS



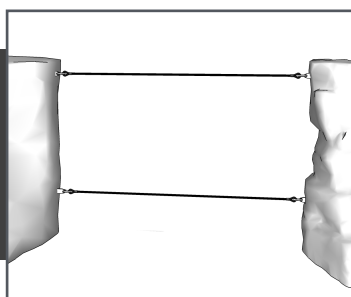
Strike Zone Rope Link
8000202

L: 8'-0" x W: 0'-1" x H: 4'-0"
50 LBS



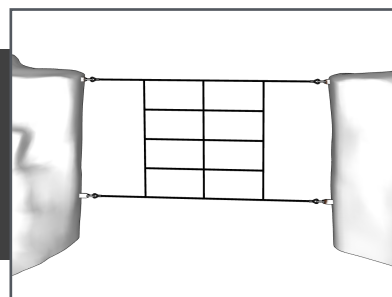
Crosscut Rope Link
8000203

L: 8'-0" x W: 0'-1" x H: 4'-0"
50 LBS



Tightrope Rope Link
8000204

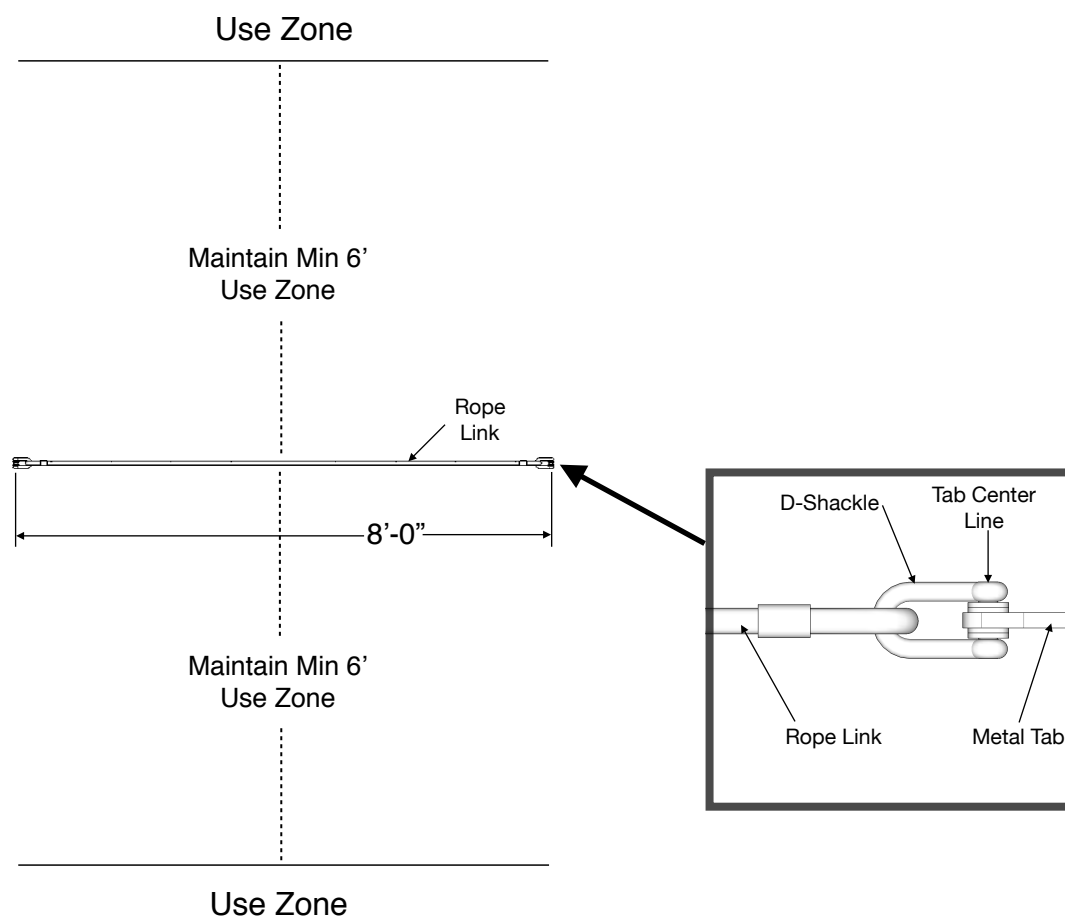
L: 8'-0" x W: 0'-1" x H: 4'-0"
50 LBS



Raindrop Rope Link
8000205

L: 8'-0" x W: 0'-1" x H: 4'-0"
50 LBS

Installation Instructions



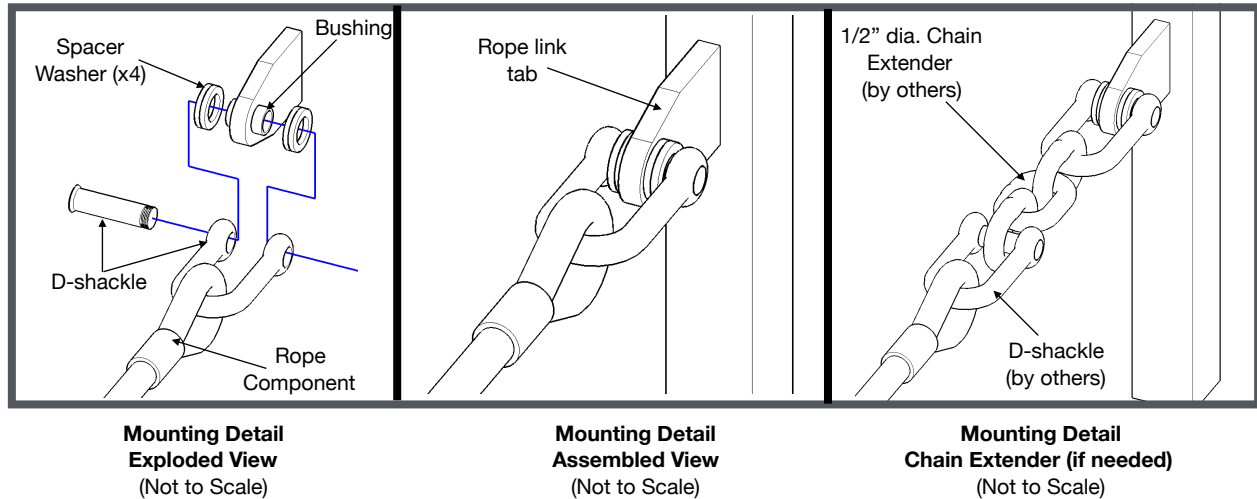
Included Items:

Item	Description	Quantity
Rope Link	Play Equipment	1
Bushing	Mounting Hardware	4
Spacer Washers	Mounting Hardware	16

Installation Instructions

NOTE: Read installation instructions thoroughly before starting installation process.

Step 1: The rope link is designed to attach to four metal tabs, two on each end. The distance between the tab hole centers should be 8'-0". The rope link tabs are part of our Strato and Ledge Rock with tabs series and are also part of the themed posts.

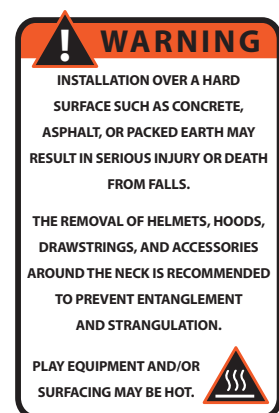


ROPE LINK HARDWARE KIT

1/2" X 7/8" BUSHING	X4
1" OD X .631" ID X .128" TK SPACER WASHER	X16

NOTES PRIOR TO CONSTRUCTION:

- Use appropriate equipment to lift and move the play equipment.
- Check local codes and requirements prior to digging or installing any equipment.

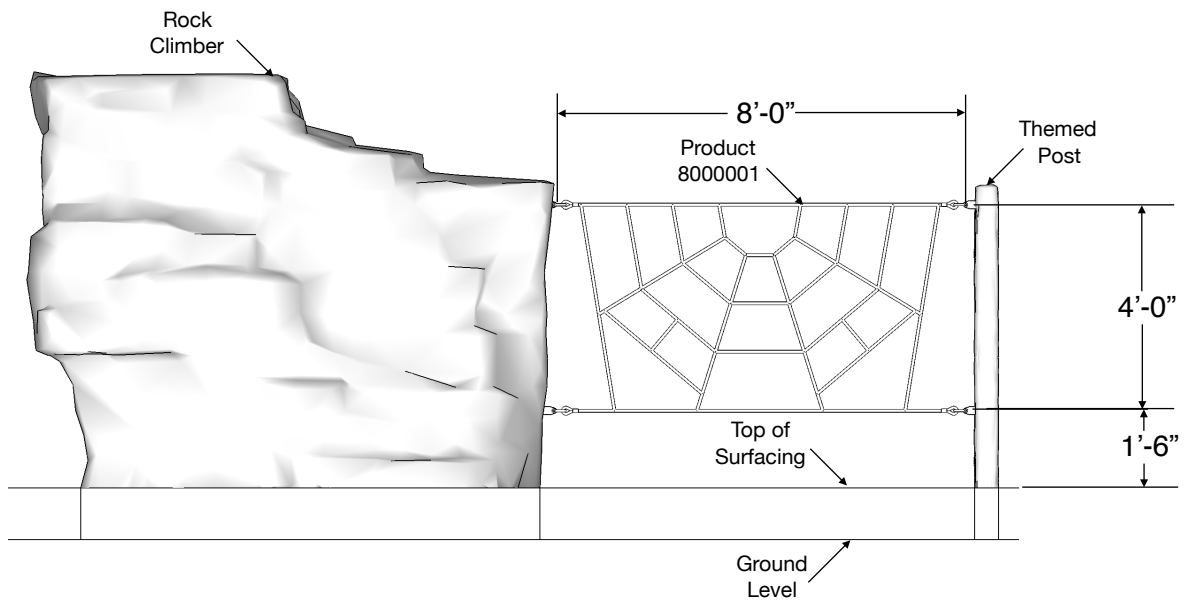
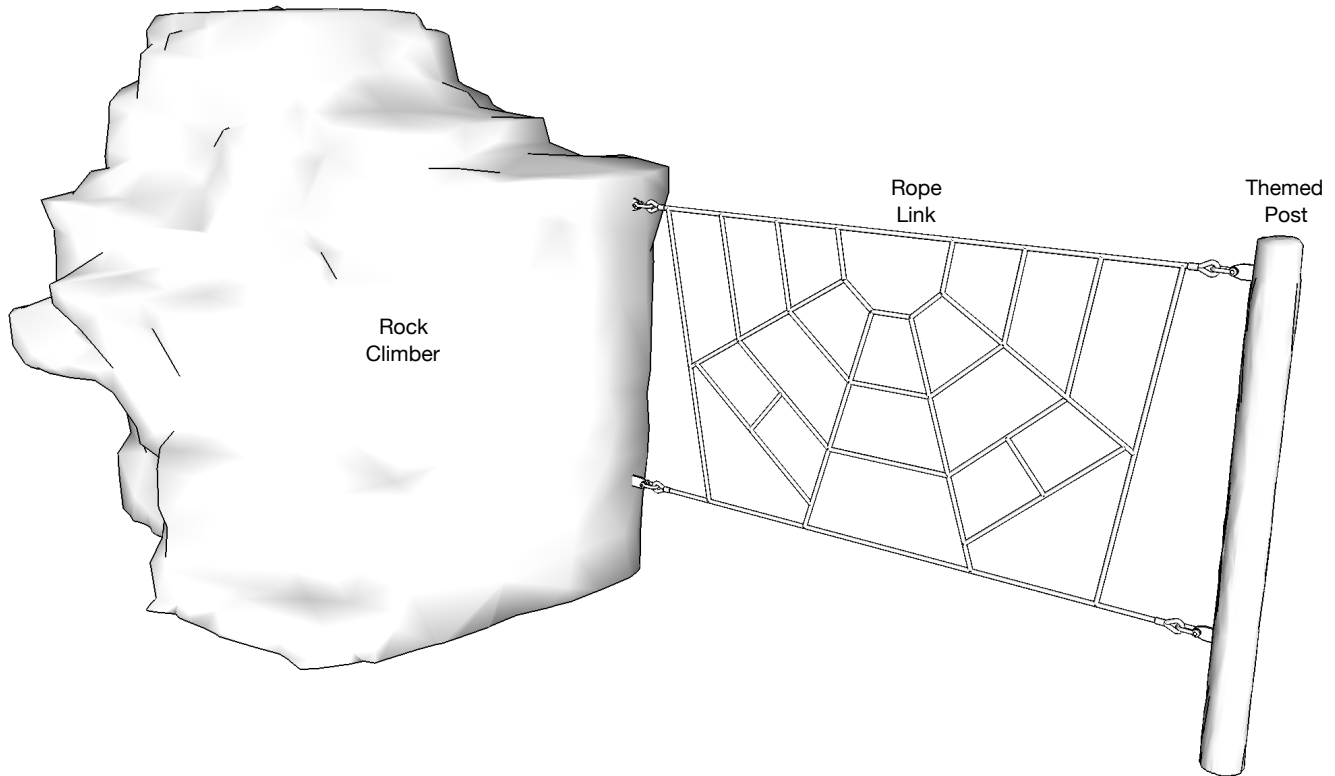


~ All dimensions are approximate ~

User Group Age: 5-12

Last Revised 10/3/19

Installation Instructions



~ All dimensions are approximate ~

User Group Age: 5-12

Last Revised 10/3/19