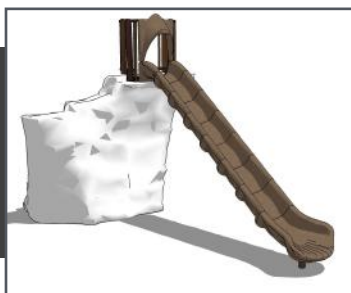


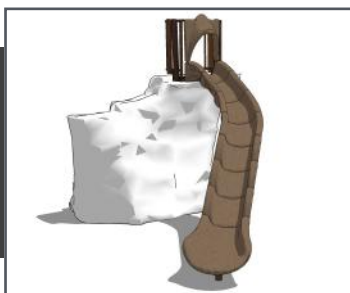


About the only way to make a Strato Rock Climber cooler is by attaching a slide. Reach the peak of our popular Glass Fiber Reinforced Concrete (GFRC) rock climber and be rewarded with a quick slide to base camp again! Different styles and configurations available.



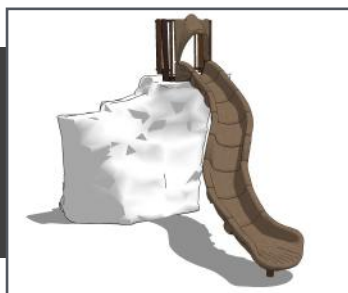
Straight Slide
200057

L: 15'-6" x W: 3'-0" x H: 11'8"
460 LBS



'L' Slide
Left = 200058
Right = 200059

L: 13'-0" x W: 9'-0" x H: 11'8"
460 LBS



'S' Slide
Left = 200060
Right = 200061

L: 14'-6" x W: 5'-9" x H: 11'8"
460 LBS



**Composite wood provides
the look and feel of
a handmade creation**

~ Dimensions and weights are approximate ~
~ Heights shown from top of surfacing ~
User Group Age: 5-12